

# A3「都市鉱山メダル」ぼうしの折り方


# 折り紙で作るmy都市鉱山ノビッド



①長い方に横折



②1/4に




③三角に開くがあまりもでる



④正面も同様




⑤後面の左右を折る



⑥折筋をつけ



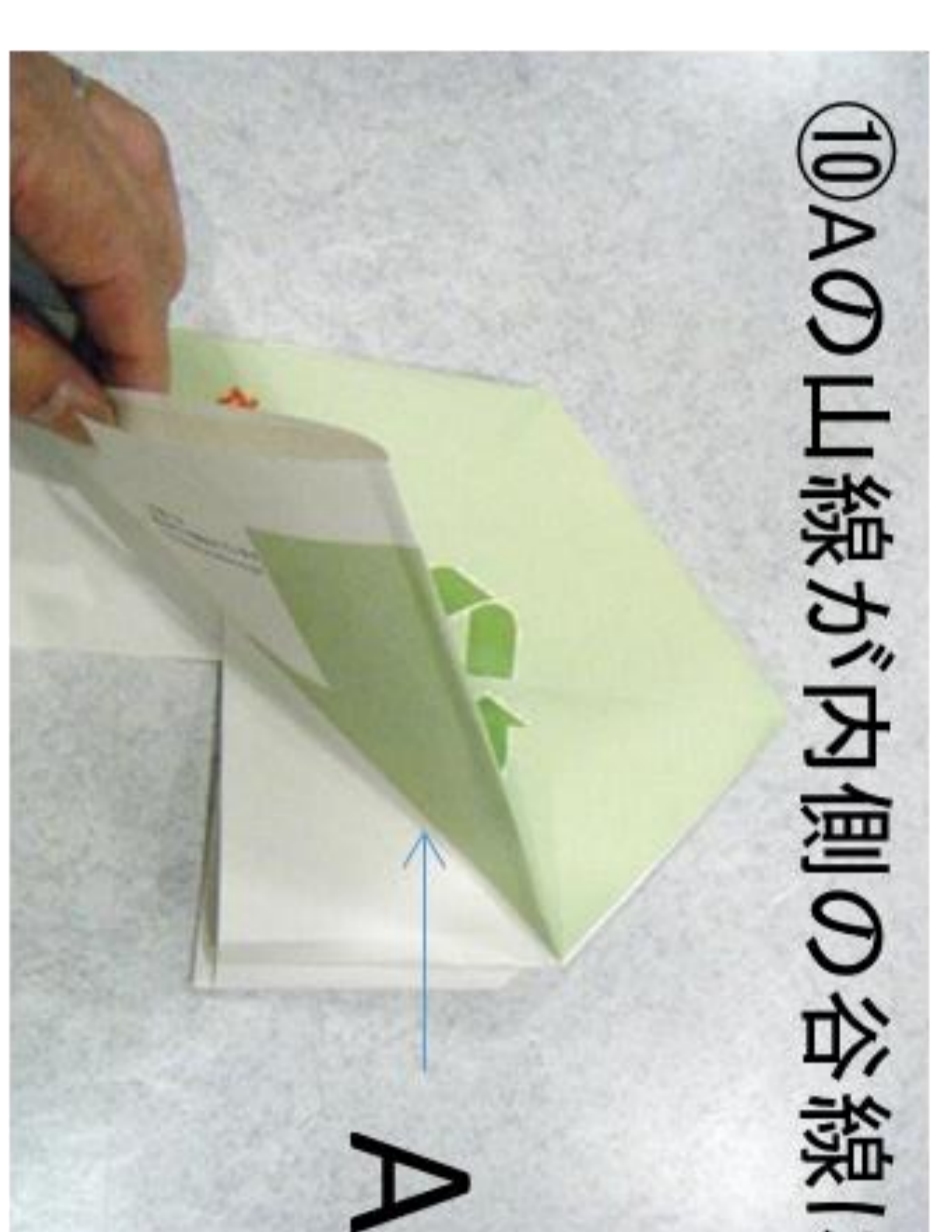
⑦後部を逆に一枚折込む



⑧正面も左右を折る




⑨折返してつばを出す




⑩Aの山線が内側の谷線に




⑪つばの補強  
内側に合わせて斜めに













⑫エッジをおり



⑬



⑭折り入れる



完成



折りたんで  
持ち歩ける



<https://youtu.be/BylHoELgB7E>

<https://youtu.be/ShlIH7-nki6M>